

TERMINATION BAR

DESCRIPTION

TERMINATION BAR is a multi-purpose, pre-formed, professional way to attach a wide variety of construction waterproofing, drainage boards, and flashing systems.

TERMINATION BAR is a high strength, plastic strip designed to support vertical membrane systems at their termination point. This plastic composite is ultraviolet resistant, will not rust, and is non-conductive for additional jobsite safety. Each 10' strip has pre-drilled holes for easy installation.

USES

TERMINATION BAR provides an excellent, professional looking solution for top terminations with below-grade waterproofing membranes and/or drainage board systems whenever backfilling operations may be delayed. (May be used as an installation option with MEL-ROL®, AIR-SHIELD™, PROTECTION COURSE, and MEL-DRAIN™ systems.)

With the added flexibility provided by pre-drilled holes every 6", cavity wall flashing materials can now be properly installed with confidence. Our unique, trapezoidal design provides a reservoir for caulks/mastics at the top termination.

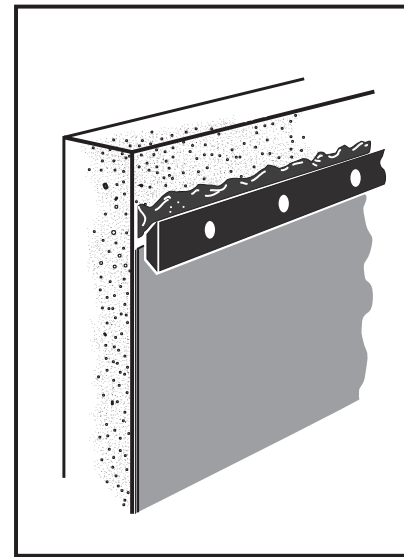
RELATED MEADOWS PRODUCTS

PROTECTION COURSE	No. 712
MEL-ROL	No. 714
AIR-SHIELD	No. 718
MEL-DRAIN	No. 719
POINTING MASTIC	No. 740

LEED INFORMATION

May help contribute to LEED credits:

- IEQ Credit 3.1: Construction Indoor Air Quality Management Plan – During Construction
- MR Credit 2: Construction Waste Management
- MR Credit 4: Recycled Content
- MR Credit 5: Regional Materials



FEATURES/BENEFITS

- Pre-fabricated, ready to use/Cost effective.
- Made of special, high strength plastic/Adapts to building wall irregularities.
- Pre-drilled holes every 6"/Anchors a variety of material widths.
- Trapezoidal design/Provides trough for caulks or mastic beads.
- Non-corrosive/Will not rust.
- Provides neat looking terminations/Professional appearance.

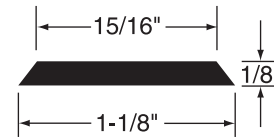
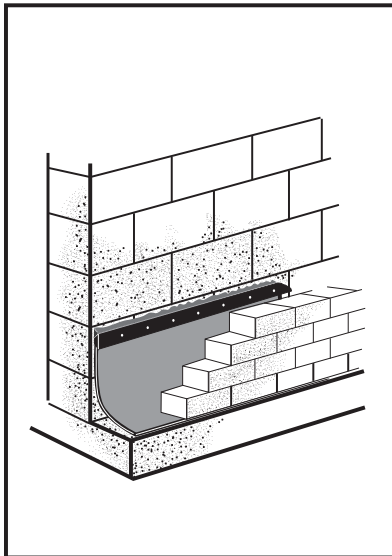
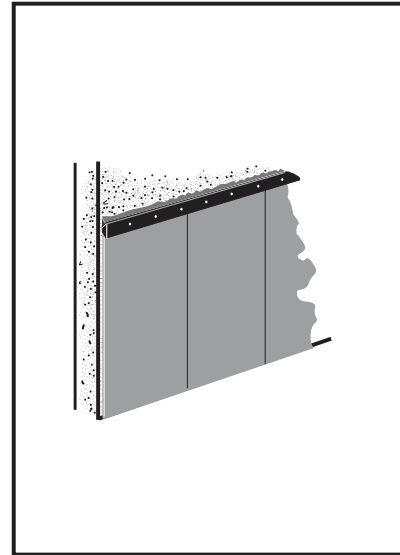
TECHNICAL DATA

- Length: 10' (Holes every 6" o/c, 2" in from either end)
- Pieces/carton: 25 pieces (250 LF/carton)
- Color: White
- Weight per carton: 20 lb.

CONTINUED ON REVERSE SIDE...

APPLICATION

Install TERMINATION BAR at the top edge of the material to be supported. If a sealant material is to be used at the top of the termination, place the narrow side of the trapezoidal design against the wall to form a reservoir for the sealant material. TERMINATION BAR is easily scored and cut to fit field dimensions. Use pre-drilled holes as necessary, with appropriate mechanical or power-actuated fasteners.



For most recent data sheet, further LEED information, and MSDS, visit www.wrmeadows.com.



LIMITED WARRANTY

"W. R. MEADOWS, INC. warrants at the time and place we make shipment, our material will be of good quality and will conform with our published specifications in force on the date of acceptance of the order." Read complete warranty. Copy furnished upon request.

Disclaimer

The information contained herein is included for illustrative purposes only, and to the best of our knowledge, is accurate and reliable. W. R. MEADOWS, INC. cannot however under any circumstances make any guarantee of results or assume any obligation or liability in connection with the use of this information. As W. R. MEADOWS, INC. has no control over the use to which others may put its product, it is recommended that the products be tested to determine if suitable for specific application and/or our information is valid in a particular circumstance. Responsibility remains with the architect or engineer, contractor and owner for the design, application and proper installation of each product. Specifier and user shall determine the suitability of products for specific application and assume all responsibilities in connection therewith.