



MasterFormat: 03 15 00

JULY 2023
(Supersedes June 2013)

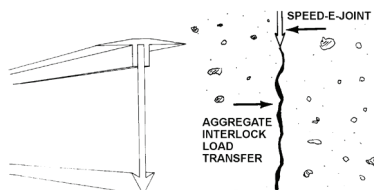
PLASTIC JOINT MATERIALS

SPEED-E-JOINT®, DECK-O-JOINT®, SNAP-CAP®, KEYWAY™

SPEED-E-JOINT

Preformed Contraction Joint

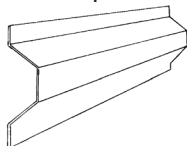
SPEED-E-JOINT consists of two solid pieces that have been pre-assembled for easy handling and installation. SPEED-E-JOINT offers an ideal solution to controlling cracks in concrete. It is a rigid preformed contraction joint that produces a straight-line crack on the surface of concrete slabs and locks into the aggregate just below the surface. SPEED-E-JOINT is strong, economical, and eliminates waste in providing straight lines. It is quick and easy to install. The top section pulls free once the joint has been placed correctly in the wet concrete. Furnished in three depths: 1", 1.5" and 2" (25.4 mm, 38.1 mm and 50.8 mm). Standard length is 10' (3.05 m).



KEYWAY

PVC Tongue and Groove Joint Form

KEYWAY is lightweight, flexible, and an easy way to mold a keyed tongue and groove construction joint. KEYWAY resists impact and will not whip or warp. It strips quickly and can be reused or left in place.

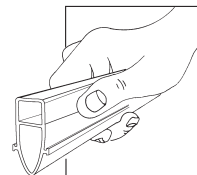


DECK-O-JOINT

PVC Expansion Joint

DECK-O-JOINT is a decorative expansion joint for use wherever concrete is placed. It is economical, long-lasting, and trouble-free. DECK-O-JOINT resists acids, alkali, chlorine, etc. A light hose down keeps it bright and clean.

DECK-O-JOINT will not whip or warp during application. It locks into concrete and adjusts for any slab movement. DECK-O-JOINT's exclusive channel design prevents excessive seepage and water damage. Colors: Stone Gray, Desert Tan, Dura-White.



SNAP-CAP

Expansion Joint Cap

SNAP-CAP provides a time- and cost-saving method for forming straight, uniform, and debris-free joints of the proper configuration, ready to seal. The top of SNAP-CAP pulls free and can be discarded. The exposed concrete surfaces assure balanced adherence to the sides. It is ideal for both horizontal and vertical concrete projects. SNAP-CAP is available in five widths as shown in the table on page 2.



CONTINUED ON REVERSE SIDE ...

W. R. MEADOWS, INC.
P.O. Box 338 • HAMPSHIRE, IL 60140-0338
Phone: 847/214-2100 • Fax: 847/683-4544
1-800-342-5976
www.wrmeadows.com • info@wrmeadows.com

HAMPSHIRE, IL / CARTERSVILLE, GA / YORK, PA
FORT WORTH, TX / BENICIA, CA / POMONA, CA
GOODYEAR, AZ / MILTON, ON / SHERWOOD PARK, AB

APPLICATION

SPEED-E-JOINT

Preformed Contraction Joint

To install SPEED-E-JOINT, press a straight edge cutting tool into the wet concrete to part the aggregate in a straight line. Place SPEED-E-JOINT into the separation until the top segment lays on the surface of the wet concrete. Remove the top. Float concrete to fill all voids adjacent to SPEED-E-JOINT and finish in the normal manner.

DECK-O-JOINT

PVC Expansion Joint

Press DECK-O-JOINT into the wet concrete until top is level with the concrete. Float concrete to fill all voids adjacent to DECK-O-JOINT. Finish in the normal manner. Remove protective tape.

KEYWAY

PVC Tongue and Groove Joint Form

Nail or staple KEYWAY to the form or header prior to pouring concrete. Pour the concrete. After the concrete sets up, remove KEYWAY to leave the ideal tongue and groove type joint. If desired, KEYWAY can be left in place.

SNAP-CAP

Expansion Joint Cap

To install, slide SNAP-CAP over the top of the expansion joint. Place the concrete and screed to finish grade as usual. When concrete is cured, insert a screwdriver through the top of SNAP-CAP, pull free and discard. The joint is ready to seal.

Plastic Joint Materials Size Information*

TYPE	WIDTH	DEPTH	LENGTH
SPEED-E-JOINT	N/A	1" (25.4 mm) 1 1/2" (38.1 mm) 2" (50.8 mm)	10' (3.05 m)
DECK-O-JOINT	5/8" (15.88 mm)	1 5/8" (41.3 mm)	10' (3.05 m)
KEYWAY	2" (50.8 mm) 3" (88.9 mm)	0.75" (19 mm) 1" (25.4 mm)	10' (3.05 m)
SNAP-CAP	1/4" (6.4 mm) 3/8" (9.53 mm) 1/2" (12.7 mm) 3/4" (19.05 mm) 1" (25.4 mm)	1/2" (12.7 mm)	10' (3.05 m)

*Please note – all sizes are nominal.

For most recent data sheet, LEED information, and SDS, visit www.wrmeadows.com.



LIMITED WARRANTY

W. R. MEADOWS, INC. warrants at the time and place we make shipment, our material will be of good quality and will conform with our published specifications in force on the date of acceptance of the order. Read complete warranty. Copy furnished upon request.

Disclaimer

The information contained herein is included for illustrative purposes only, and to the best of our knowledge, is accurate and reliable. W. R. MEADOWS, INC. cannot however under any circumstances make any guarantee of results or assume any obligation or liability in connection with the use of this information. As W. R. MEADOWS, INC. has no control over the use to which others may put its product, it is recommended that the products be tested to determine if suitable for specific application and/or our information is valid in a particular circumstance. Responsibility remains with the architect or engineer, contractor and owner for the design, application and proper installation of each product. Specifier and user shall determine the suitability of products for specific application and assume all responsibilities in connection therewith.